

**A: 3, 5, 7, 9**

**B: 2, 4, 6, 8**

It has four numbers.

It has a range of 6.

It has a mean that is a multiple of 3.



**A: 6, 7, 7, 8, 8, 9**

**B: 3, 3, 4, 5, 8, 8**

It has two modes.

It has a median that is not a whole number.

It has a mean that is a repeating decimal.

**A: 0, 1.5, 3, 5.5**

**B: 2.5, 2.5, 2.5, 2.5**

**C: 2, 2, 3.5**

It has a mean equal to 2.5.

It has four numbers.

It has a median less than 2.5.



**A: -3, -1, 0, 1, 3**

**B: -4, -3, -2, 0, 2**

**C: -3, -2, -1, 0, 6**

It has a mean  $>$  or  $=$  to zero.

It has a range  $>$  or  $=$  to 6.

It has no mode.

It has a median  $<$  0.

10 13 18 90

10, 13, 18

mean \_\_\_\_\_

\_\_\_\_\_

median \_\_\_\_\_

\_\_\_\_\_

mode \_\_\_\_\_

\_\_\_\_\_

range \_\_\_\_\_

\_\_\_\_\_

Page 194 #6

3		0	2	2	2
4		2			
5					
6		0			

I Age		Death	
	3	4	6
1 2 7 7	5	6	6
	6	7 3	
	7		
	8	3	

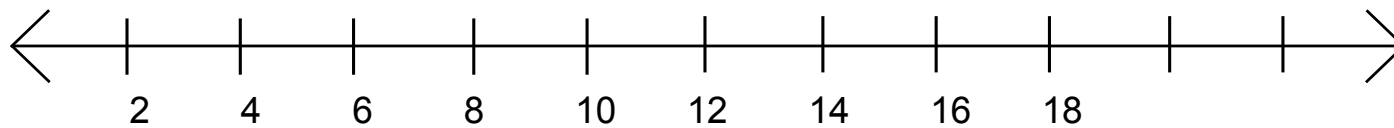
Page 217 #10

5		###		4
6		### /		6
7		### ## ///		13
8		### ///		8

Page 194 #10

What should you do first?

2, 5, 6, 7, 8, 9, 10, 11, 12, 14, 17



Page 194 #11

Use these numbers to make a stem leaf plot.

Revise it.

6		7
7		0 2 7 8 8
8		0 4 6

Find the median \_\_\_\_\_

mode \_\_\_\_\_

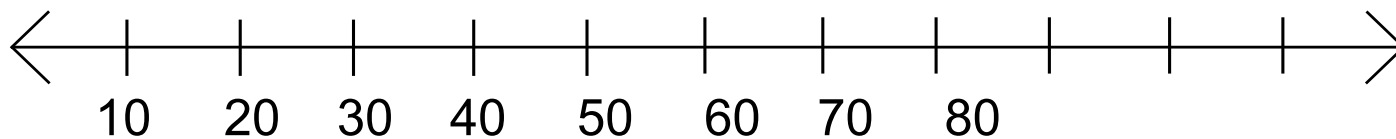
range \_\_\_\_\_



Page 191 #15

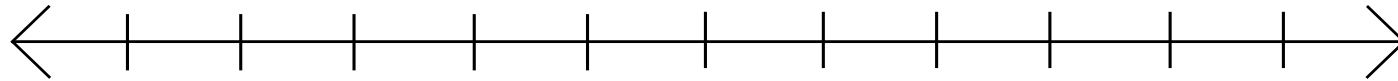
29, 35, 35, 46, 49, 53, 54, 61, 67

lowest \_\_\_\_\_  
1st quartile \_\_\_\_\_  
median \_\_\_\_\_  
3rd quartile \_\_\_\_\_  
highest \_\_\_\_\_



Page 194 #14

75, 76, 79, 82



134, 154, 157, 176

