



West Geauga Local Schools

July 2019 Monthly Financial Report Table of Contents

Report A Investment Report (including Fifth Third detail)

Report B Cash Reconciliation

Report C Cash Summary Report

Report D Year to Date Operations Report – General Fund

Report E Food Services Operations Report with Meal Count

Report F Grant and Auxiliary Receipts

Treasurer's Report A

West Geauga Board of Education Investment Report for the Month of July 2019

BANK ACCOUNTS	MONTH-END BANK BALANCE	MONTHLY INTEREST	INTEREST RATE *
STAR OHIO - Treasury Reserve***	\$ 19,234,781.19	35,767.84	2.44%
FIRST NATIONAL BANK MONEY MKT	\$ 496,008.81	671.76	1.51%
FIFTH THIRD SECURITIES	\$ 5,215,256.15	0.00	Varies
HUNTINGTON BANK - Warrants	\$ 622,409.58		
HUNTINGTON BANK - Payroll	\$ 22,430.22		
DEPOSITORY TOTAL	\$25,590,885.95	\$36,439.60	

6/28
R# 38609



Monthly Holdings Statement

53-West Geauga LSD (55445)

Month End (M6 Y2019)

06/01/2019 - 06/30/2019

Dated: 07/02/2019

Locked Down

Table of Contents

Dated: 07/02/2019

<u>Holdings Dashboard (53-West Geauga LSD (55445))</u>	1
<u>Holdings Report (53-West Geauga LSD (55445))</u>	3

Holdings Dashboard

06/01/2019 - 06/30/2019

[Return to Table of Contents](#)

53-West Geauga LSD (55445)

Dated: 07/02/2019

Exposure - Security Type

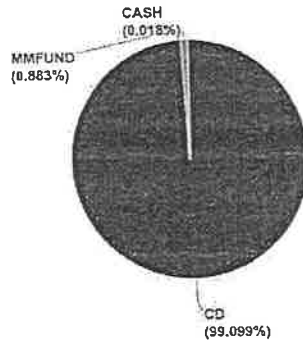


Chart calculated by: % of Base Book Value + Accrued

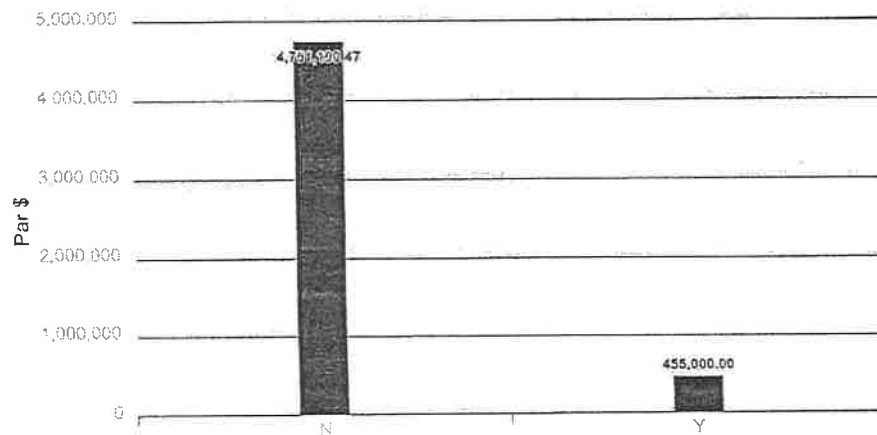
Holdings Report

53-West Geauga LSD

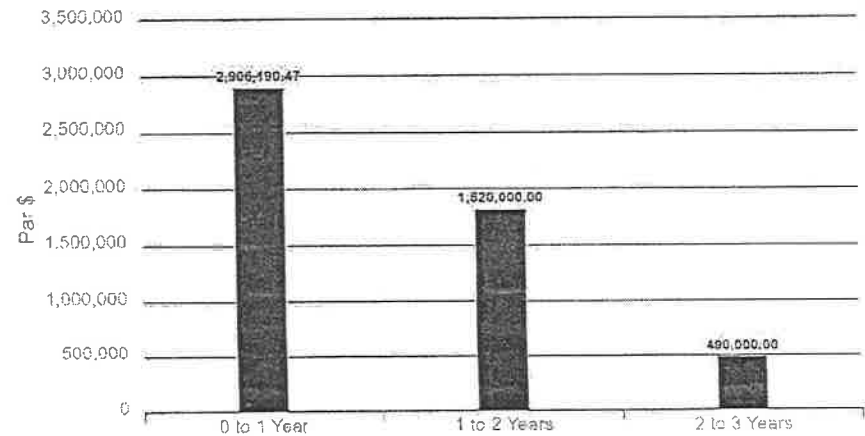
Current Units	5,215,256.15
Duration	0.881
WAL	0.897
Current Book Yield	2.223
Simple Credit Rating	A
Years to Final Maturity	0.968
Years to Effective Maturity	0.896

Footnotes: 1,2,3

Callable vs. Noncallable



Final Maturity Group





Holdings Dashboard

06/01/2019 - 06/30/2019

[Return to Table of Contents](#)

53-West Geauga LSD (55445)

Dated: 07/02/2019

1: * Filtered By: (Settle VS As of Is empty or Settle VS As of ≤ 0) and Security Type \neq "CASH". 2: * Weighted by: Market Value + Accrued. 3: * Pivoted by: Account.

Holdings Report

As of 06/30/2019

[Return to Table of Contents](#)

53-West Geauga LSD (55445)

Dated: 07/02/2019

CD	Current Units	Identifier	Description, FDIC Number	Coupon Rate, Final Maturity, Coupon Type	Original Cost	Market Value	Duration	Current Book Yield	Next Call Date	Settle Date
	215,000.00	14042RGV7	Capital One, N.A. 4297	1.650 08/02/2019 Fixed	215,000.00	214,868.85	0.096	1.650	—	08/02/2017
	215,000.00	51747MXQ9	Morgan Stanley Bank, N.A. 32992	1.700 08/05/2019 Fixed	215,000.00	214,868.85	0.104	1.700	—	08/03/2017
	215,000.00	61760ACL1	Morgan Stanley Private Bank, National Association 34221	1.700 08/05/2019 Fixed	215,000.00	214,868.85	0.104	1.700	—	08/03/2017
	248,000.00	254672L63	Discover Bank 5649	1.350 10/28/2019 Fixed	248,000.00	247,087.36	0.332	1.350	—	10/26/2016
	248,000.00	740367EW3	Preferred Bank 32539	1.150 11/08/2019 Fixed	248,000.00	247,027.84	0.363	1.150	—	11/09/2016
	248,000.00	45383USJ5	Independent Bank (Memphis, TN) 34728	1.150 11/29/2019 Fixed	248,000.00	246,923.68	0.420	1.150	—	10/28/2016
	245,000.00	38146PWR4	Goldman Sachs Bank USA 33124	2.250 01/24/2020 Fixed	245,000.00	245,159.25	0.564	2.250	—	01/24/2018
	245,000.00	795450J63	Sallie Mae Bank 58177	2.250 01/24/2020 Fixed	245,000.00	245,159.25	0.564	2.250	—	01/24/2018
	245,000.00	856285GY1	State Bank Of India (New York, NY) 33682	2.200 01/27/2020 Fixed	245,000.00	245,088.20	0.573	2.200	—	01/26/2018
	245,000.00	33847EZ34	Flagstar Bank, FSB 32541	2.150 01/27/2020 Fixed	245,000.00	245,017.15	0.573	2.150	—	01/29/2018
	245,000.00	31986HAB1	First Commerce Bank (Lewisburg, TN) 57465	2.100 02/10/2020 Fixed	245,000.00	244,928.95	0.617	2.100	—	02/07/2018
	245,000.00	909557HC7	United Bankers' Bank 22180	2.100 02/18/2020 Fixed	245,000.00	244,916.70	0.639	2.100	—	02/16/2018
	245,000.00	46147UTJ9	Investors Community Bank 34295	2.200 07/31/2020 Fixed	245,000.00	245,058.80	1.077	2.200	—	01/31/2018
	245,000.00	05740KMD6	Barclays Bank Delaware 57203	2.900 10/13/2020 Fixed	245,000.00	247,229.50	1.262	2.900	—	10/10/2018
	245,000.00	949763UG9	Wells Fargo Bank, National Association 3511	2.950 10/13/2020 Fixed	245,000.00	247,391.20	1.269	2.950	—	10/12/2018
	210,000.00	90348JFJ4	UBS Bank USA 57565	3.050 11/09/2020 Fixed	210,000.00	212,438.10	1.339	3.050	—	11/07/2018
	210,000.00	222297BV2	Country Bank for Savings 23992	2.950 11/09/2020 Fixed	210,000.00	212,155.70	1.340	2.950	—	11/09/2018
	210,000.00	48128FD58	JPMorgan Chase Bank, National Association 628	3.050 11/16/2020 Fixed	210,000.00	210,676.20	1.349	3.050	—	11/16/2018
	210,000.00	17294XKK1	Citibank, N.A. 7213	3.000 11/19/2020 Fixed	210,000.00	210,653.10	1.355	3.000	—	11/19/2018
	245,000.00	401081EF7	Guaranty Bank 28670	2.400 06/07/2021 Fixed	245,000.00	245,347.90	0.441	2.400	12/07/2019	06/07/2019



Holdings Report

As of 06/30/2019

53-West Geauga LSD (55445)

Dated: 07/02/2019

[Return to Table of Contents](#)

Current Units	Identifier	Description, FDIC Number	Coupon Rate, Final Maturity, Coupon Type	Original Cost	Market Value	Duration	Current Book Yield	Next Call Date	Settle Date
245,000.00	204161BC6	CommunityBank of Texas, N.A. 3363	2.400 11/17/2021 Fixed	245,000.00	245,989.80	2.321	2.400	—	06/17/2019
245,000.00	02007GKC5	Ally Bank Corp. 57803	2.500 06/06/2022 Fixed	245,000.00	246,675.80	2.820	2.500	—	06/06/2019
5,169,000.00	—	—	2.223 06/20/2020 Fixed	5,169,000.00	5,179,532.03	0.689	2.223	—	—

MMFUND

Current Units	Identifier	Description, FDIC Number	Coupon Rate, Final Maturity, Coupon Type	Original Cost	Market Value	Duration	Current Book Yield	Next Call Date	Settle Date
46,256.15	60934N104	FEDERATED GOVT OBL INST	2.280 06/30/2019 Fixed	46,256.15	46,256.15	0.000	2.240	—	—
46,256.15	60934N104	FEDERATED GOVT OBL INST	2.280 06/30/2019 Fixed	46,256.15	46,256.15	0.000	2.240	—	—

Summary

Current Units	Identifier	Description, FDIC Number	Coupon Rate, Final Maturity, Coupon Type	Original Cost	Market Value	Duration	Current Book Yield	Next Call Date	Settle Date
6,215,256.15	—	—	2.224 06/17/2020 Fixed	5,215,256.15	5,225,788.18	0.881	2.223	—	—

* Grouped by: Security Type. * Groups Sorted by: Security Type. * Filtered By: Security Type ≠ "CASH". * Weighted by: Market Value + Accrued. * Holdings Displayed by: Lot.

5,215,256.15 + June 2019
 14,079,414.44 - May 2019

Fifth Third Securities is the trade name used by Fifth Third Securities, Inc, member FINRA/SIPC, a registered broker-dealer and registered investment advisor. Registration does not imply a certain level of skill or training. Securities offered through Fifth Third Securities

Are Not FDIC Insured Offer No Bank Guarantee May Lose Value Are Not Insured by any Federal Governmental Agency Are Not a Deposit

The information contained herein is intended for use by customers of Fifth Third Securities, Inc. and is for informational purposes only and is not investment advice. Reference to any security, fund or asset class herein is not a recommendation to buy, sell, or hold that security, fund or asset class. Fifth Third Securities is not responsible for any investment action you may take as a result of this information or interpretation of this information.

TREASURER REPORT B

WEST GEAUGA LOCAL SCHOOLS
CASH RECONCILIATION

As of July 31, 2019

BANK BALANCES:

<i>Star Ohio</i>	\$	19,234,781.19
<i>First National MM</i>	\$	496,008.81
<i>Fifth Third Securities</i>	\$	5,215,256.15
Huntington Warrant	\$	622,409.58
Huntington Payroll	\$	22,430.22

Balance per Bank Statements \$ 25,590,885.95

LESS OUTSTANDING CHECKS:

Warrant Checks	\$	6,944.18
Payroll Checks	\$	22,325.48
Payroll ACH PA Tax	\$	104.74

Total Outstanding Checks: \$ 29,374.40

OTHER BANK ADJUSTMENTS:

Total Other Bank Adjustments: \$ -

ADJUSTED BANK BALANCE AS OF 7/31/2019: \$ 25,561,511.55

BALANCE PER GENERAL LEDGER (FINSUM): \$ 25,561,511.55

GENERAL LEDGER ADJUSTMENTS:

Athletics Change Fund
Total General Ledger Adjustments \$ -

ADJUSTED GENERAL LEDGER BALANCE AS OF 7/31/19: \$ 25,561,511.55

Cash Summary Report

Full Account Code	Description	Initial Cash	MTD Received	FYTD Received	MTD Expended	FYTD Expended	Fund Balance	Encumbrance	Unencumbered Balance
001-0000	GENERAL FUND	\$ 15,702,214.28	\$ 5,915,985.45	\$ 5,915,985.45	\$ 1,288,645.57	\$ 1,288,645.57	\$ 20,329,554.16	\$ 1,537,191.55	\$ 18,792,362.61
001-9010	WORKERS COMP CY 2010	6,057.36	0.00	0.00	0.00	0.00	6,057.36	0.00	6,057.36
001-9011	WORKERS COMP CY 2011	185,714.74	0.00	0.00	(7,952.21)	(7,952.21)	193,666.95	0.00	193,666.95
001-9219	Flexible Spending Account - 2019	3,293.13	0.00	0.00	228.18	228.18	3,064.95	30,000.00	(26,935.05)
002-9006	HB264 DEBT RETIREMENT FY06	0.00	0.00	0.00	0.00	0.00	0.00	158,100.00	(158,100.00)
003-0000	PERMANENT IMPROVEMENT FUND	936,228.93	246,500.00	246,500.00	11,598.73	11,598.73	1,171,130.20	197,864.85	973,265.35
003-9000	Permanent Improvements - Roof Levy	1,413,080.29	0.00	0.00	38,000.00	38,000.00	1,375,080.29	378,235.00	996,845.29
006-0000	Food Svcs	94,629.62	237.30	237.30	12,988.55	12,988.55	81,878.37	116,222.00	(34,343.63)
007-9050	Fluoride Program Trust Fund	0.40	0.00	0.00	0.00	0.00	0.40	0.00	0.40
007-9055	Walter E. Moll Award	601.80	0.00	0.00	0.00	0.00	601.80	0.00	601.80
007-9090	David Lindsey Memorial Award	1,089.85	0.00	0.00	0.00	0.00	1,089.85	0.00	1,089.85
007-9300	Herbert E. Steingass Memorial Trust	321.50	0.00	0.00	0.00	0.00	321.50	0.00	321.50
007-9310	Joseph J. Szabo Memorial Chemistry Award	30,768.68	0.00	0.00	0.00	0.00	30,768.68	0.00	30,768.68
007-9311	Chester Grange Needy Student Fund	429.92	0.00	0.00	0.00	0.00	429.92	0.00	429.92
007-9314	Robert Oppenheim Memorial Scholarship Fund	104.38	0.00	0.00	0.00	0.00	104.38	0.00	104.38
007-9315	Patrick J. Brady Memorial Fund	2,608.94	0.00	0.00	0.00	0.00	2,608.94	0.00	2,608.94
007-9316	Pat Ambrose Memorial Fund	590.86	0.00	0.00	0.00	0.00	590.86	0.00	590.86
007-9317	Cross Country Scholarship Fund	551.43	0.00	0.00	0.00	0.00	551.43	0.00	551.43
007-9318	Rich Cozzone Memorial Reading Area	2,059.78	0.00	0.00	0.00	0.00	2,059.78	0.00	2,059.78
007-9319	Irene Sukle Art & Creativity Award	1,043.25	0.00	0.00	0.00	0.00	1,043.25	0.00	1,043.25
007-9701	Pincus Artist Scholarship Fund	96.48	0.00	0.00	0.00	0.00	96.48	0.00	96.48
007-9900	J.David Watkins Friendship Award	190.41	0.00	0.00	0.00	0.00	190.41	0.00	190.41
007-9901	EDWARD A. KILROY, JR. TECHNOLOGY FUND	10,041.82	0.00	0.00	0.00	0.00	10,041.82	0.00	10,041.82
007-9903	Music Fund	1,550.65	0.00	0.00	0.00	0.00	1,550.65	0.00	1,550.65
007-9904	RMS Empower, Inc. High School Science Fund	16,395.79	0.00	0.00	0.00	0.00	16,395.79	540.45	15,855.34
007-9906	RMS Empower Inc Middle School Technology Fund	440.87	0.00	0.00	0.00	0.00	440.87	0.00	440.87
007-9907	The Hugh Marshall Athletic Scholarship	23,112.20	0.00	0.00	0.00	0.00	23,112.20	0.00	23,112.20
009-9012	LINDSEY UNIFORM	12,380.52	0.00	0.00	0.00	0.00	12,380.52	12,359.99	20.53

Cash Summary Report

Full Account Code	Description	Initial Cash	MTD Received	FYTD Received	MTD Expended	FYTD Expended	Fund Balance	Encumbrance	Unencumbered Balance
	SUPPLY FUND								
009-9014	WESTWOOD UNIFORM SUPPLY FUND	\$ 1,112.17	\$ 260.00	\$ 260.00	\$ 0.00	\$ 0.00	\$ 1,372.17	\$ 18,305.63	\$ (16,933.46)
009-9020	JUNIOR HIGH UNIFORM SUPPLY FUND	15,053.90	366.50	366.50	0.00	0.00	15,420.40	35,736.12	(20,315.72)
009-9022	MS Library Book Resale Fund	24.30	0.00	0.00	0.00	0.00	24.30	0.00	24.30
009-9030	HIGH SCHOOL UNIFORM SUPPLY FUND	32,152.96	106.80	106.80	0.00	0.00	32,259.76	53,531.61	(21,271.85)
009-9031	HIGH SCHOOL EXCEL TECC FEES	9,841.00	0.00	0.00	0.00	0.00	9,841.00	0.00	9,841.00
009-9032	H.S. GUIDANCE/US TESTING FUND	15,190.32	0.00	0.00	0.00	0.00	15,190.32	0.00	15,190.32
009-9033	HS Technology Fees	4,812.25	50.00	50.00	0.00	0.00	4,862.25	0.00	4,862.25
012-0000	ADULT EDUCATION	11.68	0.00	0.00	0.00	0.00	11.68	0.00	11.68
014-9007	Destination Imagination FY05-Beyond	1,661.69	0.00	0.00	0.00	0.00	1,661.69	0.00	1,661.69
014-9010	WW Video Sales Account/J.Baker	1,533.94	0.00	0.00	0.00	0.00	1,533.94	0.00	1,533.94
014-9012	FIELD TRIPS/LINDSEY	305.91	0.00	0.00	0.00	0.00	305.91	0.00	305.91
014-9014	FIELD TRIPS/WESTWOOD	37.67	0.00	0.00	0.00	0.00	37.67	0.00	37.67
014-9020	FIELD TRIPS/MIDDLE SCHOOL	341.50	0.00	0.00	0.00	0.00	341.50	0.00	341.50
014-9030	FIELD TRIPS/HIGH SCHOOL	511.66	0.00	0.00	0.00	0.00	511.66	0.00	511.66
014-9031	Nature Club[M.SUSTIN]	9.28	0.00	0.00	0.00	0.00	9.28	0.00	9.28
014-9201	SUMMER SCHOOL	6,229.50	2,835.00	2,835.00	2,927.92	2,927.92	6,136.58	0.00	6,136.58
014-9902	8G VIDEO SALES	508.24	0.00	0.00	0.00	0.00	508.24	0.00	508.24
014-9909	SCOTT MCGRATH MEMORIAL FUND	250.65	0.00	0.00	0.00	0.00	250.65	0.00	250.65
016-0000	EMERGENCY LEVY FUND	213,703.96	2,226,500.00	2,226,500.00	475,247.42	475,247.42	1,964,956.54	0.00	1,964,956.54
018-9012	PRINCIPAL SUPPORT/LINDSEY	3,239.60	0.00	0.00	0.00	0.00	3,239.60	2,012.60	1,227.00
018-9014	PRINCIPAL SUPPORT/WESTWOOD	2,058.56	0.00	0.00	0.00	0.00	2,058.56	1,155.00	903.56
018-9020	PRINCIPAL SUPPORT/MS	639.63	0.00	0.00	0.00	0.00	639.63	440.95	198.68
018-9030	Principal Support HS	1,753.23	0.00	0.00	0.00	0.00	1,753.23	1,402.90	350.33
018-9995	WGHS Cafe Achieve	116.08	0.00	0.00	0.00	0.00	116.08	0.00	116.08
019-9001	Outdoor/environmental grant	3,329.58	0.00	0.00	0.00	0.00	3,329.58	500.00	2,829.58
019-9003	Depart Contribution for Aly Ledman Classroom	750.00	0.00	0.00	0.00	0.00	750.00	0.00	750.00
019-9005	H.S. ROBOTICS	1,123.63	0.00	0.00	0.00	0.00	1,123.63	0.00	1,123.63
019-9007	SHARE OUR STRENGTH GRANT	4,100.00	0.00	0.00	0.00	0.00	4,100.00	0.00	4,100.00
019-9009	I pad all elementaries	100.00	0.00	0.00	0.00	0.00	100.00	0.00	100.00
019-9100	OLWEUS-ANTI BULLYING-	968.26	0.00	0.00	0.00	0.00	968.26	0.00	968.26

Cash Summary Report

Full Account Code	Description	Initial Cash	MTD Received	FYTD Received	MTD Expended	FYTD Expended	Fund Balance	Encumbrance	Unencumbered Balance
	MS								
019-9635	Outdoor Classrm-LN/Dominion Foun. FY2008	\$ 9.00	\$ 0.00	\$ 0.00	\$ 0.00	\$ 0.00	\$ 9.00	\$ 0.00	\$ 9.00
019-9651	CVS Grant:We Are Experts!(A.West-WW)	57.00	0.00	0.00	0.00	0.00	57.00	0.00	57.00
019-9661	EnvironEd Grant[TN Trip] M.Sustin-HS	0.70	0.00	0.00	0.00	0.00	0.70	0.00	0.70
019-9994	Believe in Ohio - Darlene Emans	1,438.68	0.00	0.00	0.00	0.00	1,438.68	0.00	1,438.68
019-9996	WGHS RECYCLING PROJECT	2,186.00	0.00	0.00	0.00	0.00	2,186.00	0.00	2,186.00
029-9608	WGEF-Everyday Math Online/A.Wyatt	45.00	0.00	0.00	0.00	0.00	45.00	0.00	45.00
029-9639	WGEF09: SEE Across OH-Ecology/Sustin-HS	57.60	0.00	0.00	0.00	0.00	57.60	0.00	57.60
029-9642	WGEF09: Mini Writing Lessons/Ehrbar	25.67	0.00	0.00	0.00	0.00	25.67	0.00	25.67
029-9646	WGEF10: Flip Video Science/Baker-WW	0.08	0.00	0.00	0.00	0.00	0.08	0.00	0.08
029-9647	WGEF10: HS Woodworking Class/McMullen	685.35	0.00	0.00	0.00	0.00	685.35	0.00	685.35
029-9652	WGEF FY11 Wilson Reading System (Gr4-5)	16.80	0.00	0.00	0.00	0.00	16.80	0.00	16.80
029-9653	WGEF FY11 Robotics 1st Tech Challenge-HS	523.00	0.00	0.00	0.00	0.00	523.00	0.00	523.00
029-9654	WGEF FY11 Kids&Kindles Digital Readers(1-3)	0.22	0.00	0.00	0.00	0.00	0.22	0.00	0.22
029-9655	WGEF FY11 WEDGE Award	1.00	0.00	0.00	0.00	0.00	1.00	0.00	1.00
029-9656	WGEF FY12 Leapster & Tag Reader	34.33	0.00	0.00	0.00	0.00	34.33	0.00	34.33
029-9657	WGEF FY12 A. Korting's Animato Project	0.05	0.00	0.00	0.00	0.00	0.05	0.00	0.05
029-9658	WGEF FY12 I-Pad support	5.00	0.00	0.00	0.00	0.00	5.00	0.00	5.00
029-9661	WGEF FY13 WEDGE Award-Baker/Wyatt	10.20	0.00	0.00	0.00	0.00	10.20	0.00	10.20
029-9666	WEDGE FY14 Whelan	5.00	0.00	0.00	0.00	0.00	5.00	0.00	5.00
029-9667	WEDGE FY14 Lachman	250.00	0.00	0.00	0.00	0.00	250.00	0.00	250.00
029-9668	WEDGE FY14 M. Alley	0.99	0.00	0.00	0.00	0.00	0.99	0.00	0.99
029-9669	WEDGE FY14 J. Croff	13.52	0.00	0.00	0.00	0.00	13.52	0.00	13.52
029-9673	WEDGE FY15 C. Talty	54.04	0.00	0.00	0.00	0.00	54.04	0.00	54.04
029-9674	WEDGE FY15 M. Brunner	101.04	0.00	0.00	0.00	0.00	101.04	0.00	101.04
029-9675	WEDGE FY15 S. Link	800.00	0.00	0.00	0.00	0.00	800.00	0.00	800.00
029-9676	WEDGE FY15 S. Pasafiume	4.10	0.00	0.00	0.00	0.00	4.10	0.00	4.10
029-9677	WEDGE FY15 Jay Bishop	505.71	0.00	0.00	0.00	0.00	505.71	0.00	505.71
029-9678	WEDGE FY16 Kristyn Nicolosi	28.98	0.00	0.00	0.00	0.00	28.98	0.00	28.98
029-9679	WEDGE FY16 Christopher	500.00	0.00	0.00	0.00	0.00	500.00	0.00	500.00

Cash Summary Report

Full Account Code	Description	Initial Cash	MTD Received	FYTD Received	MTD Expended	FYTD Expended	Fund Balance	Encumbrance	Unencumbered Balance
	Connell								
029-9680	WEDGE FY16 Kristen Hendl	\$ 280.00	\$ 0.00	\$ 0.00	\$ 0.00	\$ 0.00	\$ 280.00	\$ 0.00	\$ 280.00
029-9682	WEDGE FY17 Renee Schonhiutt	23.33	0.00	0.00	0.00	0.00	23.33	0.00	23.33
029-9683	WEDGE FY17 A. Laubscher	48.74	0.00	0.00	0.00	0.00	48.74	0.00	48.74
029-9684	WGEF FY 18 Heather Howell	83.70	0.00	0.00	0.00	0.00	83.70	0.00	83.70
029-9685	WGEF FY 18 L. Miller	1,800.00	0.00	0.00	0.00	0.00	1,800.00	0.00	1,800.00
029-9686	WGEF FY 18 WGTV	445.40	0.00	0.00	0.00	0.00	445.40	0.00	445.40
029-9687	WGEF FY 18 LifeLiqe Program	150.00	0.00	0.00	0.00	0.00	150.00	0.00	150.00
029-9688	WGEF FY19 21st CENTURY CLASSROOM LN	17.34	0.00	0.00	0.00	0.00	17.34	0.00	17.34
029-9689	WGEF FY19 HS AQUAPONICS	480.15	0.00	0.00	0.00	0.00	480.15	300.00	180.15
029-9691	WGEF FY19 Amy Davis"IXL Online Learning Tool	7,437.70	0.00	0.00	0.00	0.00	7,437.70	0.00	7,437.70
200-911C	Class of 2011	0.39	0.00	0.00	0.00	0.00	0.39	0.00	0.39
200-912E	Lindsey Student Council	0.40	0.00	0.00	0.00	0.00	0.40	0.00	0.40
200-913C	Class of 2013	1,793.99	0.00	0.00	0.00	0.00	1,793.99	0.00	1,793.99
200-914C	Class of 2014	670.60	0.00	0.00	0.00	0.00	670.60	0.00	670.60
200-914E	Westwood Student Council	4,844.80	0.00	0.00	0.00	0.00	4,844.80	0.00	4,844.80
200-914L	Westwood LD Class	28.65	0.00	0.00	0.00	0.00	28.65	0.00	28.65
200-916C	Class of 2016	2,232.40	0.00	0.00	0.00	0.00	2,232.40	0.00	2,232.40
200-917C	Class of 2017	3,161.95	0.00	0.00	0.00	0.00	3,161.95	0.00	3,161.95
200-918C	Class of 2018	267.49	0.00	0.00	0.00	0.00	267.49	0.00	267.49
200-919C	Class of 2019	687.24	0.00	0.00	0.00	0.00	687.24	0.00	687.24
200-920C	Class of 2020	4,679.81	0.00	0.00	0.00	0.00	4,679.81	145.00	4,534.81
200-921C	Class of 2021	816.79	0.00	0.00	0.00	0.00	816.79	145.00	671.79
200-925J	MS Foreign Language Club	40.79	0.00	0.00	0.00	0.00	40.79	0.00	40.79
200-926J	MS Student Council	12,500.67	0.00	0.00	0.00	0.00	12,500.67	466.00	12,034.67
200-935H	HS World Language Club	106.16	0.00	0.00	0.00	0.00	106.16	0.00	106.16
200-945H	Students for Social Responsibility	481.38	0.00	0.00	0.00	0.00	481.38	0.00	481.38
200-946H	Spirit Club	1.58	0.00	0.00	0.00	0.00	1.58	0.00	1.58
200-948H	WG Cable TV	2,502.07	0.00	0.00	0.00	0.00	2,502.07	0.00	2,502.07
200-950H	H.U.G.S.	276.65	0.00	0.00	0.00	0.00	276.65	0.00	276.65
200-951H	Storytelling	270.32	0.00	0.00	0.00	0.00	270.32	0.00	270.32
200-952H	American Field Service-HS	783.47	0.00	0.00	0.00	0.00	783.47	0.00	783.47
200-966H	Jr. Classical League (Latin Club)	164.61	0.00	0.00	0.00	0.00	164.61	0.00	164.61
200-969H	Key Club-HS	1,158.51	0.00	0.00	0.00	0.00	1,158.51	0.00	1,158.51
200-970H	Interact Club-HS	5,787.57	0.00	0.00	0.00	0.00	5,787.57	0.00	5,787.57
200-972H	National Honor Society-HS	2,204.52	0.00	0.00	0.00	0.00	2,204.52	0.00	2,204.52

Cash Summary Report

Full Account Code	Description	Initial Cash	MTD Received	FYTD Received	MTD Expended	FYTD Expended	Fund Balance	Encumbrance	Unencumbered Balance
200-973H	HS Student Council	\$ 10,236.65	\$ 0.00	\$ 0.00	\$ 0.00	\$ 0.00	\$ 10,236.65	\$ 8,040.00	\$ 2,196.65
200-974H	Tri-M HS	245.93	0.00	0.00	0.00	0.00	245.93	0.00	245.93
200-975H	Student Co. Business-HS	58.67	0.00	0.00	0.00	0.00	58.67	0.00	58.67
300-900Z	Student Activity Fees	0.00	2,070.00	2,070.00	0.00	0.00	2,070.00	0.00	2,070.00
300-901A	Boys Basketball	209.40	0.00	0.00	0.00	0.00	209.40	0.00	209.40
300-902A	Football	49.38	0.00	0.00	0.00	0.00	49.38	0.00	49.38
300-903A	Gymnastics	2,734.26	0.00	0.00	0.00	0.00	2,734.26	0.00	2,734.26
300-904A	Tennis	458.75	0.00	0.00	0.00	0.00	458.75	0.00	458.75
300-905A	Track	1,838.07	0.00	0.00	0.00	0.00	1,838.07	0.00	1,838.07
300-906A	Volleyball HS	3,300.01	0.00	0.00	0.00	0.00	3,300.01	0.00	3,300.01
300-907A	Baseball	880.16	0.00	0.00	0.00	0.00	880.16	0.00	880.16
300-908A	Girls Basketball	2,751.16	0.00	0.00	0.00	0.00	2,751.16	0.00	2,751.16
300-909A	Wrestling	1,687.78	0.00	0.00	0.00	0.00	1,687.78	0.00	1,687.78
300-910A	Softball	222.67	0.00	0.00	0.00	0.00	222.67	0.00	222.67
300-911A	Soccer-Boys	84.50	0.00	0.00	0.00	0.00	84.50	0.00	84.50
300-911G	Soccer-Girls	7.00	0.00	0.00	0.00	0.00	7.00	0.00	7.00
300-912J	MS Tournament	4,908.49	0.00	0.00	0.00	0.00	4,908.49	0.00	4,908.49
300-913A	HS Lacrosse (& Varsity)	1,139.68	0.00	0.00	0.00	0.00	1,139.68	0.00	1,139.68
300-914A	Swim Team-HS	7.87	0.00	0.00	0.00	0.00	7.87	0.00	7.87
300-915E	WG Young Authors	14.29	0.00	0.00	0.00	0.00	14.29	0.00	14.29
300-917E	Westwood Yearbook	1,718.99	0.00	0.00	0.00	0.00	1,718.99	0.00	1,718.99
300-918E	Westwood Drama-Musical	3,433.63	0.00	0.00	0.00	0.00	3,433.63	0.00	3,433.63
300-919E	LN Elementary Vocal Ensemble	277.00	0.00	0.00	0.00	0.00	277.00	0.00	277.00
300-920E	WW Elementary Vocal Ensemble	252.84	0.00	0.00	0.00	0.00	252.84	0.00	252.84
300-928J	MS Yearbook	2,271.49	0.00	0.00	0.00	0.00	2,271.49	0.00	2,271.49
300-954H	HS Athletics	37,694.65	213.00	213.00	4,820.00	4,820.00	33,087.65	21,210.88	11,876.77
300-955H	WOLVERETTES	34.08	0.00	0.00	0.00	0.00	34.08	0.00	34.08
300-956H	HS Band	3,882.13	0.00	0.00	(520.00)	(520.00)	4,402.13	498.00	3,904.13
300-957H	HS Cheerleaders-Basketball	725.41	0.00	0.00	0.00	0.00	725.41	0.00	725.41
300-958H	HS Cheerleaders-Football	7,830.30	0.00	0.00	0.00	0.00	7,830.30	0.00	7,830.30
300-961H	HS Chorus	6,206.48	0.00	0.00	0.00	0.00	6,206.48	523.00	5,683.48
300-962J	MS Drama Club	4,736.18	0.00	0.00	0.00	0.00	4,736.18	0.00	4,736.18
300-963H	HS Drama	2,353.64	0.00	0.00	0.00	0.00	2,353.64	0.00	2,353.64
300-964H	Curio Magazine HS	635.50	0.00	0.00	0.00	0.00	635.50	0.00	635.50
300-971H	HS Musical	11,454.40	0.00	0.00	0.00	0.00	11,454.40	0.00	11,454.40
300-973R	HS Library Copy Machine	189.00	0.00	0.00	0.00	0.00	189.00	0.00	189.00
300-976H	HS Yearbook-Westwind	2,649.45	80.00	80.00	0.00	0.00	2,729.45	26,850.00	(24,120.55)
300-979H	Teen Institute/Student Assist.Team	65.60	0.00	0.00	0.00	0.00	65.60	0.00	65.60
300-981H	Science Club-HS	1,050.08	0.00	0.00	0.00	0.00	1,050.08	0.00	1,050.08
300-982A	HS TOURNAMENTS	7,297.25	0.00	0.00	0.00	0.00	7,297.25	0.00	7,297.25

Cash Summary Report

Full Account Code	Description	Initial Cash	MTD Received	FYTD Received	MTD Expended	FYTD Expended	Fund Balance	Encumbrance	Unencumbered Balance
300-982H	Peer Mediation	\$ 199.75	\$ 0.00	\$ 0.00	\$ 0.00	\$ 0.00	\$ 199.75	\$ 0.00	\$ 199.75
401-9019	ST. ANSELM AUXILIARY 2019	2,540.24	0.00	0.00	3.25	3.25	2,536.99	1,759.70	777.29
401-9020	ST ANSELM AUXILIARY FY 2020	0.00	0.00	0.00	0.00	0.00	0.00	5,900.56	(5,900.56)
450-9008	SchoolNet ETech Ohio FY08	972.40	0.00	0.00	0.00	0.00	972.40	0.00	972.40
451-9013	OECN CONNECTIVITY GRANT FY 2013	1,000.00	0.00	0.00	0.00	0.00	1,000.00	0.00	1,000.00
452-9009	SchoolNet PD FY09	1.10	0.00	0.00	0.00	0.00	1.10	0.00	1.10
499-9012	eTech Ohio Mobile AT Grant	18.40	0.00	0.00	0.00	0.00	18.40	0.00	18.40
499-9019	Ohio School Safety Grant	0.20	0.00	0.00	0.00	0.00	0.20	0.00	0.20
499-9109	LPDC	0.13	0.00	0.00	0.00	0.00	0.13	0.00	0.13
499-9907	CORE Implementation(Sub Costs)FY07	23.47	0.00	0.00	0.00	0.00	23.47	0.00	23.47
516-9019	IDEA PART B	20,568.14	0.00	0.00	17,719.73	17,719.73	2,848.41	11,904.80	(9,056.39)
516-9020	IDEA PART-B SPECIAL EDUCATION 2020	0.00	0.00	0.00	0.00	0.00	0.00	7,300.00	(7,300.00)
551-9011	TITLE III LEP FY2011	289.61	0.00	0.00	0.00	0.00	289.61	0.00	289.61
551-9012	TITLE III LEP FY2012	2,677.06	0.00	0.00	0.00	0.00	2,677.06	0.00	2,677.06
551-9013	TITLE III LEP FY 13	2,455.09	0.00	0.00	0.00	0.00	2,455.09	0.00	2,455.09
551-9014	TITLE III LEP FY14	2,727.41	0.00	0.00	0.00	0.00	2,727.41	0.00	2,727.41
572-9019	TITLE I	15,880.63	5,423.44	5,423.44	10,787.51	10,787.51	10,516.56	5,000.00	5,516.56
572-9020	TITLE I A IMPROVING BASIC PROGRAMS FY 2020	0.00	0.00	0.00	0.00	0.00	0.00	3,885.00	(3,885.00)
590-9019	TITLE II - A ITQ FY 19	2,275.00	1,007.62	1,007.62	1,007.62	1,007.62	2,275.00	1,163.64	1,111.36
590-9020	TITLE II A SUPPORTING EFFECTIVE TEACHING FY 2020	0.00	0.00	0.00	0.00	0.00	0.00	1,110.00	(1,110.00)
599-9019	Title IVA Student Support & Academic Enrichme	7,500.00	5,748.04	5,748.04	5,748.04	5,748.04	7,500.00	0.00	7,500.00
599-9020	TITLE IV A STUDENT SUPPORT GRANT FY 2020	0.00	0.00	0.00	0.00	0.00	0.00	8,847.80	(8,847.80)
Grand Total		\$ 19,015,378.71	\$ 8,407,383.15	\$ 8,407,383.15	\$ 1,861,250.31	\$ 1,861,250.31	\$ 25,561,511.55	\$ 2,648,648.03	\$ 22,912,863.52

TREASURER'S REPORT - D

West Geauga Local School District
 Operations Report
 As of the End of the Month for July 2019
 Includes General Fund (001); Emergency Levy Fund (016);
 Tax Anticipation Note Fund (002/9005) & HB264 (002/9006)

	YTD Budget FY 2020	YTD Actual FY 2020	YTD Variance Rev - (Unfav) Fav	YTD Actual FY 2019	Difference FY 18 to FY19
Revenues					
General Property (Real Estate)	\$ 7,671,600	\$ 7,671,600	\$0	\$0	\$7,671,600
Personal Tangible & 10 EX	\$ -	\$ -	\$0	\$0	\$0
Income Tax	\$ -	\$ -	\$0	\$0	\$0
Unrestricted Grants in Aid (State Found)	\$ 294,687	\$ 294,687	\$0	\$293,791	\$896
Other Restricted Grants in Aid	\$ 911	\$ 911	\$0	\$903	\$8
Property Tax Allocation (Homestead & Rollback)	\$ -	\$ -	\$0	\$0	\$0
Other (local sources)	\$ 175,288	\$ 175,288	\$0	\$107,618	\$67,670
Total Revenues	\$ 8,142,486	\$ 8,142,486	\$0	\$402,312	\$7,740,174
Other Financing Sources					
Proceeds from the Sale of Notes	\$ -	\$ -	\$0	\$0	\$0
State Emergency Loans & Advancements	\$ -	\$ -	\$0	\$0	\$0
Operating Transfers In	\$ -	\$ -	\$0	\$0	\$0
Advances In	\$ -	\$ -	\$0	\$0	\$0
All Other	\$ -	\$ -	\$0	\$47,671	(\$47,671)
Total Other Financing Sources	\$ -	\$ -	\$0	\$47,671	(\$47,671)
Total Revenues and Other Financing Sources	\$ 8,142,486	\$ 8,142,486	\$0	\$449,983	\$7,692,503
Expenditures					
			Exp - (Unfav) Fav		
Personnel Services	\$ 1,150,502	\$ 1,150,502	\$0	\$1,105,054	(\$45,448)
Employees' Retirement/Insurance Benefits	\$ 447,815	\$ 447,815	\$0	\$424,853	(\$22,962)
Purchased Services	\$ 129,847	\$ 129,847	\$0	\$166,302	\$36,455
Supplies & Materials	\$ 22,481	\$ 22,481	\$0	\$5,594	(\$16,887)
Capital Outlay (includes replacement)	\$ 3,495	\$ 3,495	\$0	\$4,860	\$1,365
Intergovernmental	\$ -	\$ -	\$0	\$0	\$0
Debt Service (all combined)	\$ -	\$ -	\$0	\$0	\$0
Other	\$ 2,029	\$ 2,029	\$0	\$5,618	\$3,589
Total Expenditures	\$ 1,756,169	\$ 1,756,169	\$0	\$1,712,281	(\$43,888)
Other Financing Uses					
Operational Transfers Out	\$ -	\$ -	\$0	\$0	\$0
Advances Out	\$ -	\$ -	\$0	\$0	\$0
All Other Financing Uses	\$ -	\$ -	\$0	\$0	\$0
Total Other Financing Uses	\$ -	\$ -	\$0	\$0	\$0
Total Expenditure & Other Financing Uses	\$ 1,756,169	\$ 1,756,169	\$0	\$1,712,281	(\$43,888)
Revenues and Other Financing Sources over/(under) Expenditures and Other Financing Uses	\$ 6,386,317	\$ 6,386,317	\$0	(\$1,262,298)	\$7,648,615
Beginning Cash Balance	\$ 16,110,983	\$ 16,110,983	\$0	\$15,452,900	\$658,083
Ending Cash Balance	\$ 22,497,300	\$ 22,497,300	\$0	\$14,190,602	\$8,306,698
Outstanding encumbrances	\$ 1,725,292	\$ 1,725,292	\$0	\$3,081,795	\$1,356,503

Treasurer's Report E

West Geauga Local Schools
 Food Services
 Fiscal Year 2020
 Year to Date July 2019

	Current Month	YTD 2020	YTD 2019	Difference
Revenues				
Student Lunches	\$237	\$237	\$192	\$45
Adult Lunches	\$0	\$0	\$0	\$0
Other Meals	\$0	\$0	\$0	\$0
Federal Subsidy	\$0	\$0	\$0	\$0
State Subsidy	\$0	\$0	\$0	\$0
Miscellaneous	\$0	\$0	\$460	(\$460)
Year End Transfer/Advance	\$0	\$0	\$0	\$0
Total Revenues	\$237	\$237	\$652	(\$415)
Expenditures				
Payroll	\$8,716	\$8,716	\$12,942	\$4,226
Benefits	\$4,273	\$4,273	\$5,765	\$1,492
Purchased Services - Other	\$0	\$0	\$0	\$0
Supplies	\$0	\$0	\$0	\$0
Equipment	\$0	\$0	\$0	\$0
Other	\$0	\$0	\$0	\$0
Fund Transfer/Advance	\$0	\$0	\$0	\$0
Total Expenditures	\$12,989	\$12,989	\$18,707	5,718
Net Revenue/(Loss) with Transfer	(\$12,751)	(\$12,751)	(\$18,055)	\$5,304
Net Revenue/(Loss) without Transfer	(\$12,751)	(\$12,751)	(\$18,055)	\$5,304
Beginning Fund Balance		\$94,630	\$46,383	\$48,247
Current Fund Balance with Transfer		\$81,878	\$28,328	\$53,550
Outstanding Encumbrances		(\$116,222)	(\$32,665)	(\$83,557)
Unencumbered Fund Balance with Transfer		(\$34,344)	(\$4,337)	(\$30,007)

**West Geauga Board of Education
Approved Funds for FY20
As of July 2019**

Treasurer's Report - F

Pursuant to Board Resolution 2008-04, the Treasurer submits the following list of approved grants and programs for the FY20 school year for the Board's information. This list will be submitted to the Board showing the accumulative amounts received throughout the year.

Fund	Description	Amount Received To-date
	Auxiliary Services	
401/9018	St. Anselm	\$ -
	Total	\$ -
	State/Local Grants	
451/9015	Data Communication Fund	\$ -
	Total	\$ -
	Federal Grants	
516/9019 & 9020	IDEA-B	\$ -
551/9019 & 9020	Title III Limited Eng Proficiency	\$ -
572/9019 & 9020	Title I Basic Funds	\$ 5,423.44
590/9019 & 9020	Title II-A	\$ 1,007.62
599/2019 & 9020	Title IV - Student Support & Academ	\$ 5,748.04
	Total	\$ 12,179.10
	Other Grants	
		\$ -
		\$ -
		\$ -
		\$ -
		\$ -
		\$ -
		\$ -
	Total	\$ -
	WGEF Foundation Awards	
		\$ -
	Total	\$ -
	Total All	\$ 12,179.10